

The Revolutionary WEBCLIP2GO



High Volume Video Production System

The Ultimate System For Fast Video Production & Instant Publication

Designed specifically for **high volume production** while minimizing effort and labor costs, WEBCLIP2GO offers exactly what you need for great looking and lightening-speed-fast video production.

The system brings **live camera feeds, live audio, A/V clips, pictures, live computer image content** and **titling** into one powerful system empowering you to mix these sources with easy to apply transitions for **instant video production**. Lights control and teleprompter complete the setup.

An Innovative user interface allows you to **easily set up transitions and effects** with complete control over each source's image size and position.

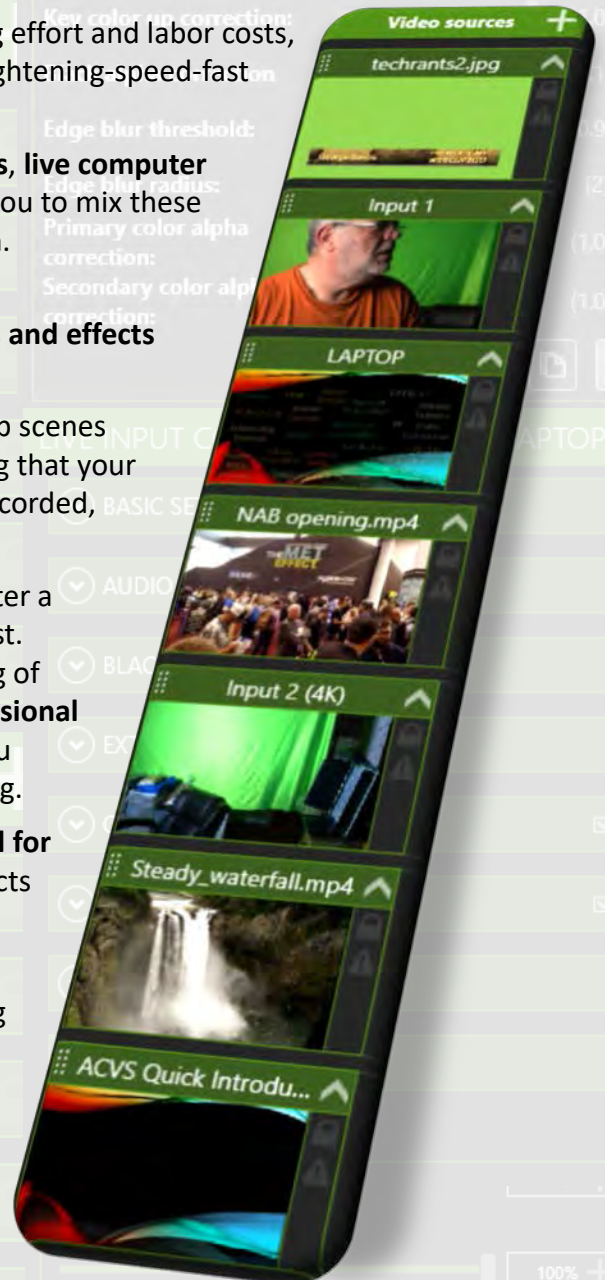
Sophisticated yet simple to use, the workspace allows you to set up scenes that **tell your story and operate in an "as live" situation** – meaning that your **editing is done as you build your story** and, once the content is recorded, the video is ready for distribution.

You set up your scenes by selecting what you want to show and after a practice preview, you record and publish – simple, effective and fast. The user interface is the key – you still have control over the timing of each scene – and you control it as you record – **the result is professional looking video every time** – exactly as you planned it, exactly as you expected it to be but ready to publish as soon as you stop recording.

Setting up templates is a snap, making the production system **ideal for producing videos covering an entire product line** of similar products or applications.

It's hard to believe video production can go from recording to publishing – but, we can prove it to you with a quick video showing the product or we can bring the system to your facility for a quick demonstration.

Call us at **1 (844) 422-8433** for a quick discussion or see us at <http://www.ACVideoSolutions.com>



AC VIDEO SOLUTIONS

50 S. Center Street, Unit 19

Orange | NJ 07050 Tel. **1 (844) 422-8433**



AC VIDEO SOLUTIONS

<http://www.ACVideoSolutions.com>

Ease Of Use, Live A/V Sources, Clips & Images At Your Fingertips & Simplified Controls For Fast Results

Easy Access To Your Video & Imaging Sources

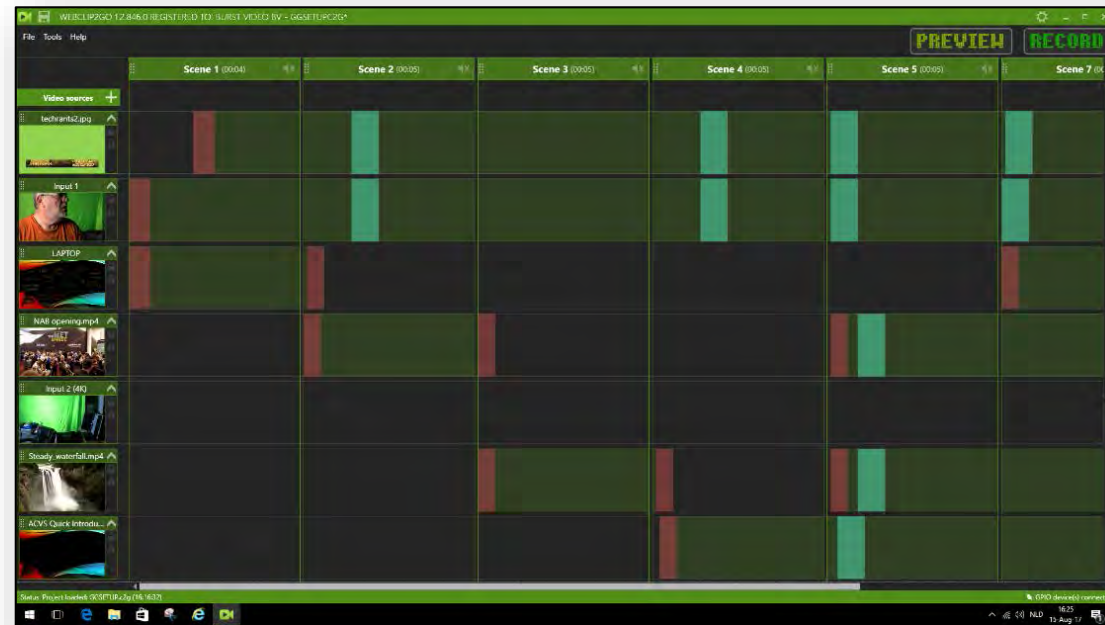
- Up To 4 Live Sources; HDMI and/or SDI, each can be replicated for use in various instances and effects.
- Multiple Video/Audio File Feeds; Multiformat.
- Multiple Still Images; Multiformat.
- Accepts Laptop/PC Output For Use Of Existing Presentations.
- Mixed Format & Size Sources Can Be Used; Facilities Are Provided To Match Sources To Your Selected Production Format.

Intuitive Timeline For Quick Program Assembly

- Timeline Permits The Addition Of Any Source To Your Program And Automatically Applies Transitions.
- All Sources Can Be Replicated, Resized, Repositioned, Transformed, Cropped & Color Keyed And Utilized Within The Same Timeline Multiple Times.

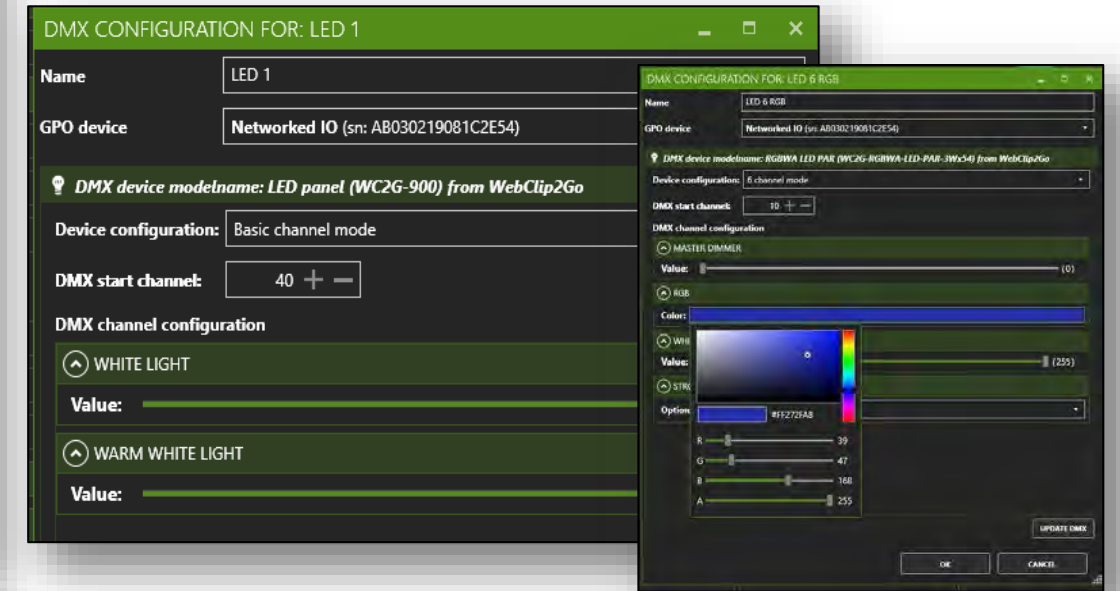
A/V Source Review & Clip Extraction

- Review Each Live Source, Image & Clip To Extract The Information You Need For The Scene Being Developed.
- Use Several Copies Of The Same Source And Adjust Each Copy Independently.
- Easily Crop, Position, Transform, Resize & Chroma Key Each Source And Each Source Copy.



In this scene we are showing the waterfall clip with an inset of the NAB opening session. Notice the flawless transitions and ease of operations.

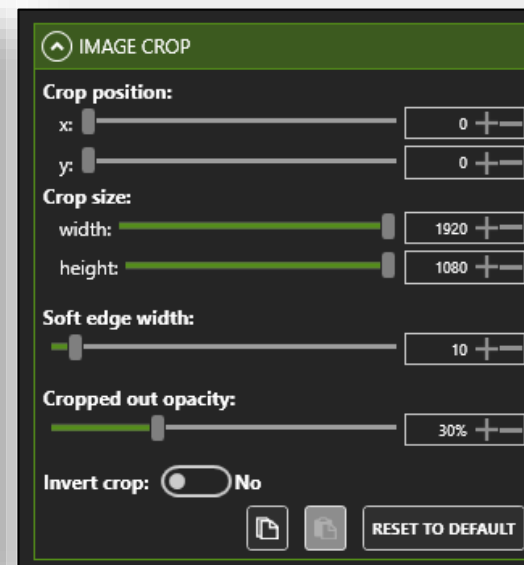
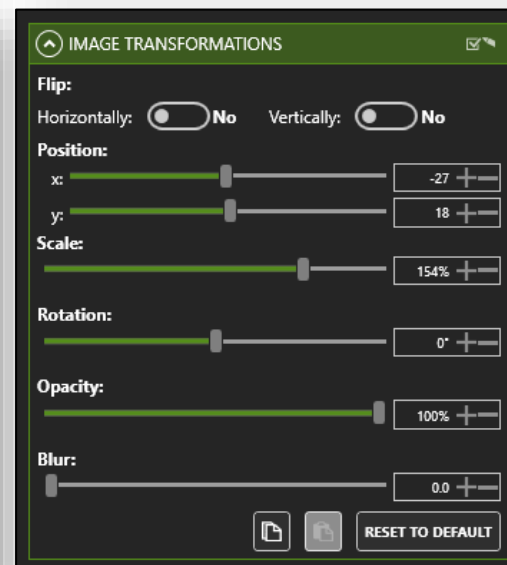
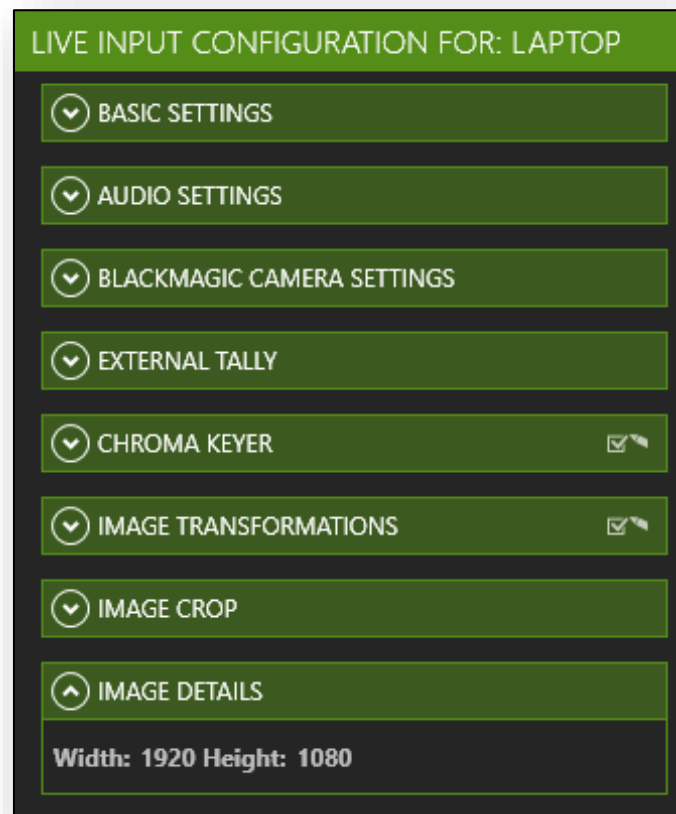
DMX Lighting Grid Control For Professional Results



Teleprompter Operation (2nd Screen)

- Easily Add Teleprompter Text And Display On A 2nd Output For A Professional Operation.
- Included Teleprompter Function Provides Text & Source Video; Several Convenient User Selectable Teleprompter Layouts Available.
- Teleprompter Provides Scene & Timing Information To Guide Announcer/Operator.
- Timer Is Color Coded Providing Indication As To Using Excessive Time For Each Segment.
- Optional Teleprompter Hardware Mounts One Of The Live Feeds Behind The Teleprompter Keeping Proper Position For Recording Talent.

Easy To Use Menu Structure With Intuitive Controls Help Optimize Each Source



System Integration, Installation, Training & Support by:



AC VIDEO SOLUTIONS
 50 S. Center Street, Unit 19
 Orange | NJ 07050 Tel: 1 (844) 422-8433

The Revolutionary
WEBCLIP2GO
 High Volume Video Production System

System Specifications, Configuration & Installation

Input name: WEBCLIP2GO Controller	Hardware and software video clip production system, highly efficient production system requiring no crew and no editing
Input connection: HDMI	Video: 3 Live up to HD (SDI/HDMI) + 1 live up to 4K (SDI/HDMI, clips, stills, solid color, audio: embedded on SDI, live PC input, file (MP3, WMA)
Display Sources: 80159.94	Cut, Fade, Wipe, Push
Video Effects Transformations	Size, Squeeze, Move, Rotate, Blur, Transparency (all can be time animated)
Easing Effects	Back, Circle, Elastic, Linear, Quart, Sine, Bounce, Cubic, Exponential, Quad, Quint (in and out effect)
Clip Player	Any format, any frame rate, multiple codecs supported, multiple simultaneous clip players
Clip Player Functions	Start/stop/pause/play, variable frame rate (10% to 400%), all available as scene functions
Character Generator	Font, size, color, bold, italics, edge, position, rotate, blur, transparency
Chroma key	Per source (including clips and stills), green backing supported
Stills	TGA, PNG, JPG with alpha channel on supporting formats (JPG does not support alpha channel)
Prompter	Adjustable speed, text size, position, auto-next command, colored text
Scenes	Unlimited scenes, new/copy/delete/move/rename/
Recorder	Multiple codecs, multiple bitrates, RAID storage, 1 TB capacity
Tally	Black Magic protocol built-in, separate tally optional (see ExtHW)
Shading	Black Magic shading supported for (micro)studio camera HD and 4K and Ursa range
Audio Monitoring	Per scene selectable and override (on/off) in Preview and Record mode
Video monitoring	SDI output in all regular resolutions up to 1080p30 with embedded audio
Prompter Monitor	On/off, flip H/V, font size, color and speed adjustable, auto next-scene function, live preview, user selectable face (to talk to)
Control inputs	Start/Next scene/Abort GPI (contact closure) for manual button and/or foot pedal(s). PPT remote for wireless (start/next only)
ExtHW (extra functions)	16 output, 24 input, 4X 20 channel DMX512 output
Prompter	Increase/decrease speed, pause, resume
On-Air Light	Recording, count-down
Prompt Light	Last scene, last X seconds (adjustable)
Tally	Selectable tally control for generic camera tally interface
Output Capacity	30V 200mA per port max, 2A total load. Each output electronically fused with auto-reset fuse
Input Functions	Contact closure input (built-in pull up). Start recording, abort, next session, previous session, prompter control
DMX	Controls up to 80 DMX512 devices, color menu for LED color spot, animates over time, PTZ light control
Prompter	Tripod, camera mount, mirror, hood, cables, frame

CONFIGURATION: The main system is provided with the software and hardware integrated by WEBCLIP2GO. Cameras, lights and teleprompter are optional. Depending on your project and the equipment you already own (like cameras, lights, teleprompter, cabling, etc.) your needs will be different. Call us at **1 (844) 422-8433** for a quick discussion or see <http://www.ACVideoSolutions.com> for a quick guide that can explain the system and its requirements. **AC Video Solutions is an authorized sales and system integrator for WEBCLIP2GO in the Americas and can assist with your system configuration, installation, training and future support needs.**

AC VIDEO SOLUTIONS
50 S. Center Street, Unit 19
Orange | NJ 07050 Tel. **1 (844) 422-8433**

 **AC VIDEO SOLUTIONS**
<http://www.ACVideoSolutions.com>